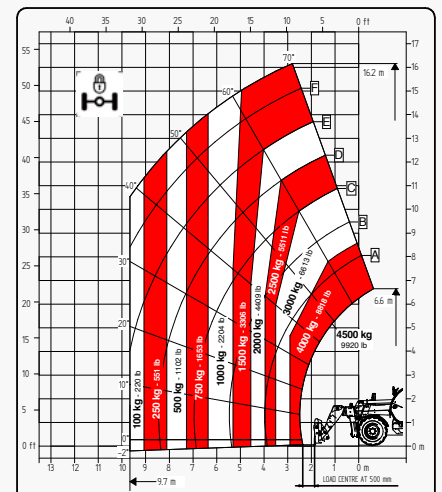
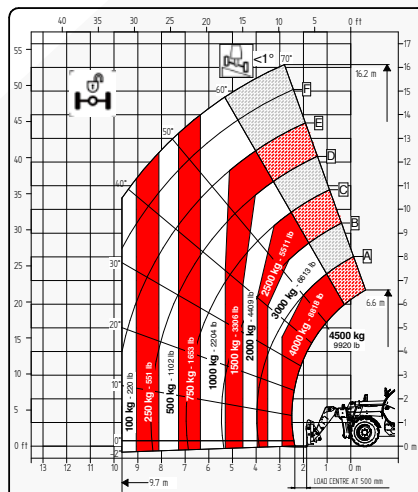
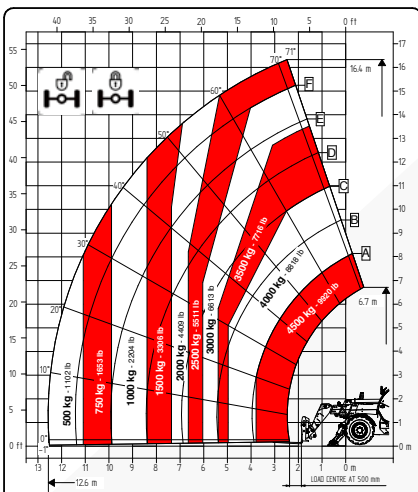


# TECHNICAL SHEET

## 17.45 BIG RANGE



It brings to the attention of all potential customers, all recipients, and to the maximum extent possible, external interlocutors, that Faresin Industries S.p.A. adopts a general Disclaimer regarding the description of the technical and functional characteristics of its machineries, as well as the manner of their use, also with regard to their safety. The Disclaimer must be understood as having a general scope, and therefore Faresin Industries s.p.a. invites to know it, also by accessing the website: [www.faresinindustries.com](http://www.faresinindustries.com)



**FARESIN.COM**



# 17.45 BIG RANGE

## TECHNICAL FEATURES

| MODELS                     |    | 17.45 |
|----------------------------|----|-------|
| <b>DIMENSIONS</b>          |    |       |
| [A] Height                 | mm | 2560  |
| [B] Width                  | mm | 2360  |
| [C] Gauge                  | mm | 1832  |
| [D] Ground clearance       | mm | 340   |
| [E] Front overhang         | mm | 2330  |
| [F] Pitch                  | mm | 2950  |
| [G] Rear overhang          | mm | 1240  |
| [H] Width with stabilizers | mm | 3418  |
| [I] Length                 | mm | 6520  |
| [L] Cabin width            | mm | 960   |
| <b>WEIGHT</b>              |    |       |
| Classic 55                 | kg | 12080 |
| Classic 74                 | kg | 12150 |

| MODELS                          |    | 17.45 |
|---------------------------------|----|-------|
| <b>DETAILS</b>                  |    |       |
| Number of extracting sections   | nr | 3     |
| Max capacity                    | kg | 4500  |
| Max lifting height              | m  | 16,4  |
| Max horizontal boom extension   | m  | 12,6  |
| Boom extension at max height    | m  | 2,5   |
| Swinging Angle                  | °  | 144   |
| <b>TANK CAPACITY</b>            |    |       |
| Hydraulic oil tank              | l  | 150   |
| Diesel tank                     | l  | 120   |
| <b>CONNECTION FOR EQUIPMENT</b> |    |       |
| FH                              |    | ●     |
| EURO                            |    | ○     |

Dimensions defined on model with wheels 405/70 20

| CONFIGURATION  | CLASSIC 55                      | CLASSIC 74                      |          |
|--|---------------------------------|---------------------------------|----------|
| <b>TRANSMISSION</b>  |                                 |                                 |          |
| Hydrostatic  | single gear                     | single gear                     |          |
| Speed  | km/h                            | 25                              | 30       |
| <b>ENGINE STAGE V</b>  |                                 |                                 |          |
| Builder  | Deutz                           | Deutz                           |          |
| Power  | kW/hp                           | 55,4/75,3                       | 74,4/101 |
| Aftertreatment system  | DOC + DPF                       | DOC + DPF + SCR                 |          |
| Drawbar pull   | daN                             | 5000                            | 5000     |
| <b>HYDRAULIC</b>   |                                 |                                 |          |
| Pump type  | gears pump                      | gears pump                      |          |
| Hydraulic capacity   | l/bar                           | 120/230                         | 120/230  |
| <b>TYRES</b>   |                                 |                                 |          |
| 405/70 20  | ●                               | ●                               |          |
| 405/70 24  | ○                               | ○                               |          |
| 445/65 R22.5*  | ○                               | ○                               |          |
| Turning radius   | m                               | 4,2                             | 4,2      |
| <b>OTHER</b>   |                                 |                                 |          |
| Joystick   | mechanical-electro proportional | mechanical-electro proportional |          |
| Quick coupling   | ○                               | ○                               |          |
| Electro-proportional double acting rear hydraulic connection | ○                               | ○                               |          |
| Front and rear LED lights                                    | ○                               | ○                               |          |
| Rear trailer lights socket                                   | ○                               | ○                               |          |
| 6 t fixed tow hook   | ○                               | ○                               |          |
| Engine water pre-heating                                     | ○                               | ○                               |          |
| Air conditioning   | ○                               | ○                               |          |
| Floating boom  | ○                               | ○                               |          |
| Boom suspension  | ○                               | ○                               |          |
| Manual 6-way diverter  | ○                               | ○                               |          |
| PEB (Boom Electric Socket)                                   | ○                               | ○                               |          |
| Creeper  | ○                               | ○                               |          |
| Front constant flow  | ○                               | ○                               |          |
| Bucket mode  | ●                               | ●                               |          |
| Pneumatic / hydraulic trailer brake                          | ○                               | ○                               |          |
| Frame lateral levelling ±10°                                 | ●                               | ●                               |          |
| Front Stabilizers  | ●                               | ●                               |          |
| Rear axle swing block  | ○                               | ○                               |          |

\* standard on models 17.45

● Standard

○ Optional

- Not available